

TRU-TRAC™ Sliding Doors

METALBILT DOORS

A durable, cost-effective commercial sliding door system.

Metalbilt's TRU-TRAC™ Commercial Sliding Door is built from high-strength galvanized steel, offering a durable and weather-resistant door system.

OVERVIEW

The TRU-TRAC™ offers an easy manual operation featuring many track configurations to suit your design. Equipped with heavy-duty wheel and track kits that are custom-made, these commercial sliding doors feature a robust and reliable design with minimal moving parts, making them ideal for harsh environments.

APPLICATIONS

TRU-TRAC™ are designed to suit light to medium scale projects, such as:

- Agricultural Sheds, Barns and Stables
- Aircraft Hangar
- Warehousing
- Shipyards

SPECIFICATIONS

- Max Size: Up to 5.0mH and 20.0mW (maximum panel width 5.0m)
- Unique kitset design for ease of delivery to your site.
- Easy manual operation.
- Heavy duty rollers with sealed bearings.
- High strength duragalv steel construction.
- Single span opening, no removable mullions or excessive load on lintel.
- Robust design with few moving parts gives high reliability in harsh environments.
- Ideal for aircraft hangars, farm sheds and more.

TRACK CONFIGURATION

Single, Bi-parting or Stacking

SIZE

5000mm H x 20,000mm W

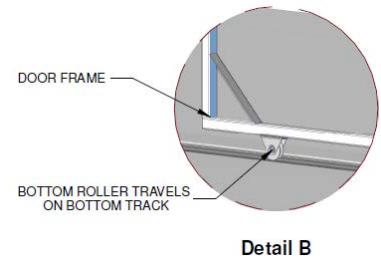
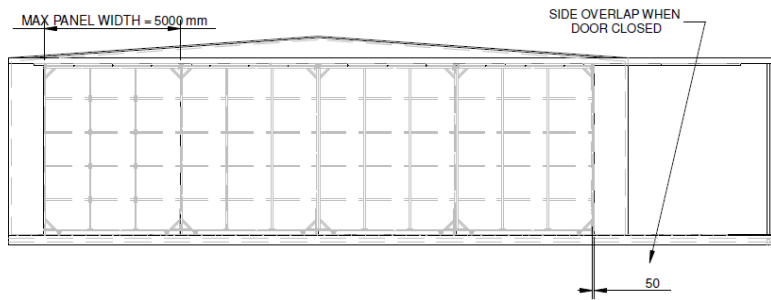
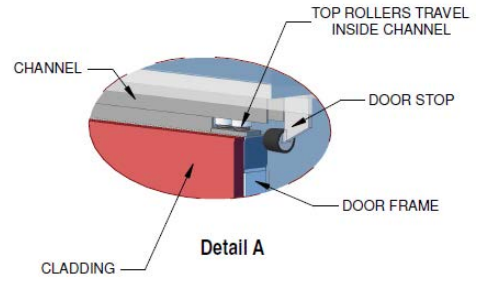
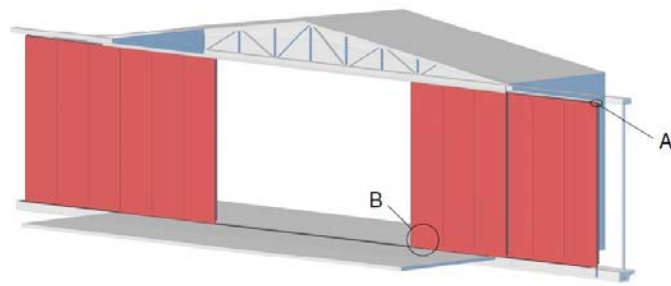
FINISH

Colour steel or aluminium-profiled cladding.

TRU-TRAC™ SLIDING DOORS

Drawings & Projects

Drawings



Projects

