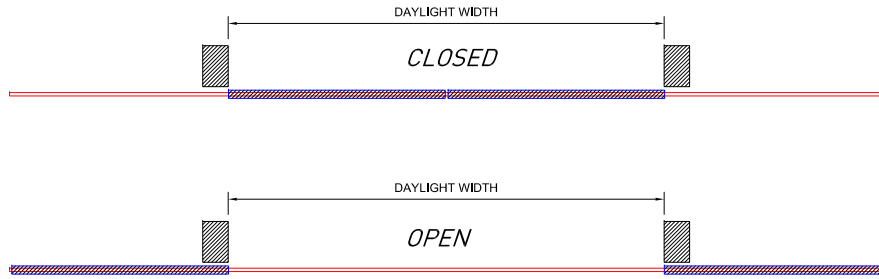
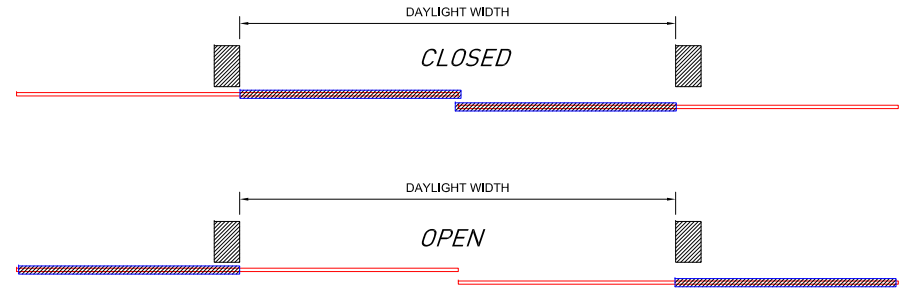


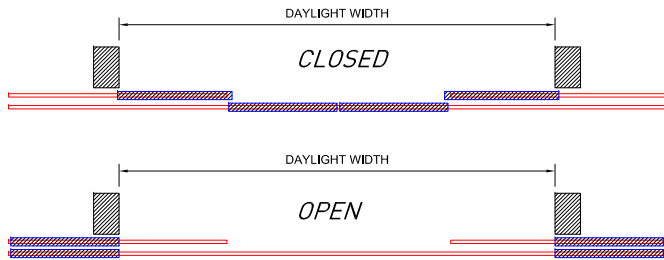
**OPTION 1**



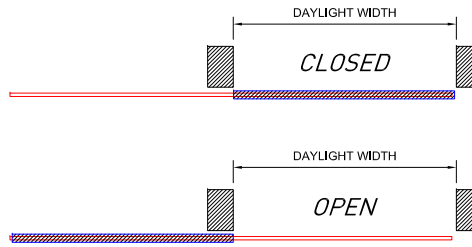
**OPTION 2**



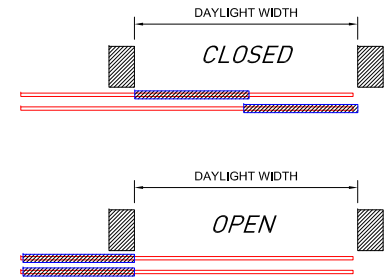
**OPTION 3**



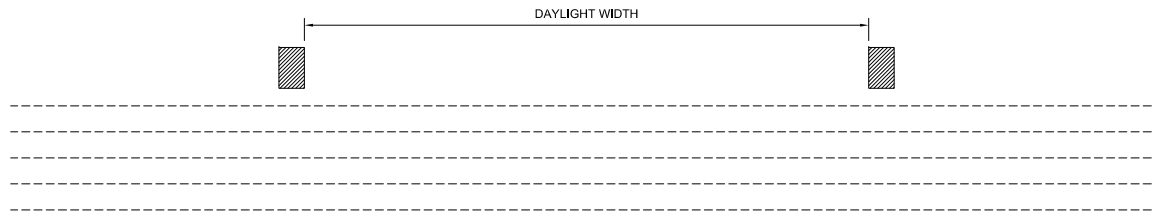
**OPTION 4**



**OPTION 5**



**CUSTOM**



**NOTES:**

- MAX PANEL WIDTH = 5000mm
- DRAWING NOT TO SCALE

**KEY:**

- DOOR TRACK -
- DOOR PANEL -

**TRU-TRAC  
CONFIGURATION SELECTION**



					MATERIAL - FINISH	CODE No.	SCALE	:	DRG No.	ISS.
ISS.	CHANGE	No.	DATE	BY			DRAWN	C.G	08.03.22	TRU-TRAC - 1
							APPVD.			A