

# Henderson Panoramic Sectional Overhead Doors

## Product Information

- Each door purpose made to your requirement of size, type and application.
- Completely clear openings.
- Track arrangements to suit different structural conditions.
- Weathertight closure, keeps cold out and heat in.
- No floor channel.
- Easy and fast counterbalanced operation.
- Maximum glazing if required.
- Minimum maintenance and easy repair.
- Prices competitive with other door systems.
- Full range of options including automatic operation. Installation and aftersales service

Panoramic Sectional and Roller Shutter Doors are provided on a supply only or supply and install basis. This service applies throughout New Zealand. We are also able to offer a long-term service and maintenance contract to ensure that your Henderson Panoramic Sectional Overhead Doors are always in first class working order and that any damage can be rectified without delay.

## Technical Specification

### Standard

#### Stiles and Rails:

- Extruded anodised aluminium alloy (B.S.S. 1476/HE9TF and B.S.S. 1615) to give a nominal 44mm (1 3/4") thick door
- Top and bottom rails 95mm (3 3/4") deep
- Intermediate rails 56mm (2 3/16") deep per pair and incorporating weather rebates
- Intermediate stiles 32mm (1 1/4") wide
- End stiles 60mm (2 3/8") wide
- All meeting rails have an integrally extruded reinforcing brace

#### Sections:

- Stiles and rails secured by 6.4mm (1/4") diameter steel rods
- Open for glazing or aluminium infill panels

#### Panels:

- Colour coated aluminium – plain sheet for infilled sections
- 1.27mm (0.05") thick.
- Colour as required

#### Bracing:

- Additional bracing for wide doors where necessary

#### Weatherstrip:

- PVC section to bottom rail

#### Locking:

- Internal system with quick-release mechanism mounted on right hand end stile (viewed internally)
- Lock shoot engages in vertical track
- External locking with key cylinder available as an optional extra.

### Finish

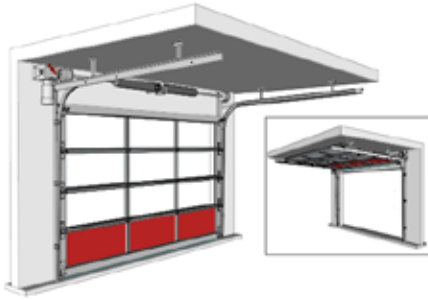
- All or any selected sections can be glazed
- Standard glass 3mm (24oz.) thick
- It is recommended that colour Coated aluminium panels be used in the bottom section
- Glazing and panels secured by snap-in rigid vinyl moulding together with butyl strip to achieve a weathertight installation

### Weight

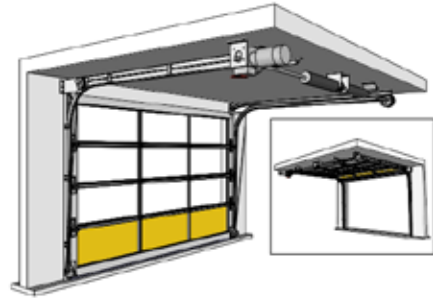
14kg/m<sup>2</sup> (2.91b/ft<sup>2</sup>)

## Drawings

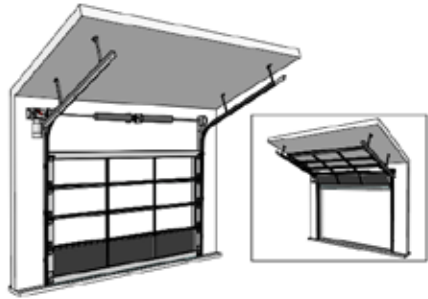
The following drawings show the six different track configurations available for Henderson Panoramic Sectional Overhead Doors. Please contact us for a full range of information on this door.



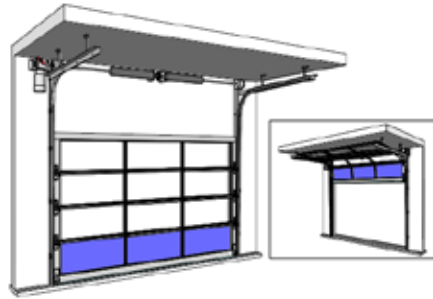
Standard Headroom



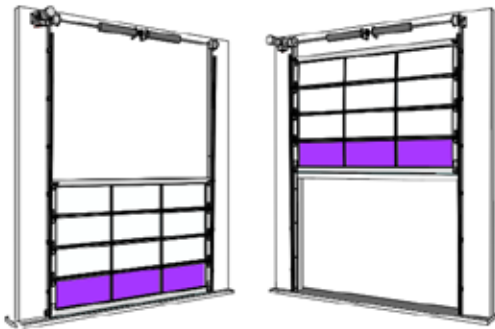
Low Headroom



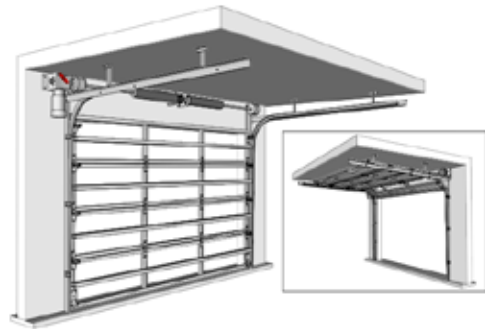
Follow The Roof



Lift Clear



Full Vertical



Steel Frame -  
Standard Headroom

## Henderson Panoramic Sectional Overhead Doors Projects

